




**Theme:- Exploring Nature**

**General instructions:**

- Parents are requested to only guide their children while doing assignments
- All the work should be neatly done.
- Wherever required parents can take the printouts of the assignment or copy the work (handwritten)

SUBJECT	HOMEWORK
ENGLISH	Write the position words in the scrapbook and paste related pictures.
HINDI	Write any four words with opposite meanings and paste their pictures into a scrapbook.
MATHS	Make a multiplication wheel of tables 7 and 8 and paste it in the scrapbook. The picture is attached for reference.
EVS	Go to a garden with your parents or an elder. Look around and see different types of plants and their parts. Draw and color the picture of any one plant in your scrapbook. Also, write the name of a plant and label its parts.
COMPUTER	<p>Use various tools in Paint to make the following drawing-</p> 
ART	Make a flower vase with colourful flowers using pencil shavings in the scrapbook.
GK	Paste the picture of the Prime Minister; Home Minister and President of India also label them in the scrapbook.



# English Worksheet

## A. Choose the correct words from the brackets and put tick marks.

1. Sonal plays a guitar. (He/She) is good at it.
2. The fisherman is in his boat. (She/He) will catch fish.
3. Rohit and Mina play with toys. (He/They) are friends.

## B. Fill in the blanks with *a* or *an*.

1. I brush my teeth with ..... (a/an) toothbrush.
2. Mother cuts ..... (an/a) onion with a knife.

## C. Tick the correct word.

1. Rabbits live (in/on) holes.
2. The picture was (on/into) the wall.

## D. Read and understand.

Rohan makes a mistake. His friend Ajay has a big eraser. Rohan picks it up. He keeps it in his bag. When the school gets over Ajay starts crying. He cannot find his eraser. Rohan gets scared and walks out of the class.

Rohan is not happy. He is scared to show the eraser at home. Rohan is upset. Rohan cries because that eraser has made him a thief. "Oh!What a bad boy I am!"

By evening, Rohan tells the truth to his mother. She takes him to Ajay's house. Rohan says 'sorry' and returns the eraser. He is very happy. Ajay smiles. They hug each other. It is so easy to be honest and happy. Rohan never makes the same mistake again.

## E. Say true or false.

1. Ajay has a big eraser. ....
2. Ajay cries because he has fever. ....

# Maths Worksheet

Q1. Multiply the numbers:

a.  $5 \times 2 =$

b.  $7 \times 4 =$

c.  $2 \times 5 =$

d.  $6 \times 7 =$

e.  $8 \times 8 =$

Q2. Add the following:

(a)  $\begin{array}{r} 24 \\ +20 \\ \hline \end{array}$

(b)  $\begin{array}{r} 46 \\ +39 \\ \hline \end{array}$


Q3. Subtract the following:

(a)  $\begin{array}{r} 84 \\ -22 \\ \hline \end{array}$


(b)  $\begin{array}{r} 92 \\ -53 \\ \hline \end{array}$

Q4. Tick the correct answer

(a) Tick the heavier side.



(b) Tick the lighter side.



# EVS Worksheet

A. Write one line about each one of these.

1. Hill

---

2. Mountain

---

3. Desert

---

4. Valley

---

5. Plain

---

B. Fill in the blanks.

1. We live on planet \_\_\_\_\_.

2. Flat land is called \_\_\_\_\_.


3. Mountains are higher than \_\_\_\_\_.

4. A \_\_\_\_\_ is an area between two hills or mountains.

C. Identify the landforms and write their names.



---



---



---



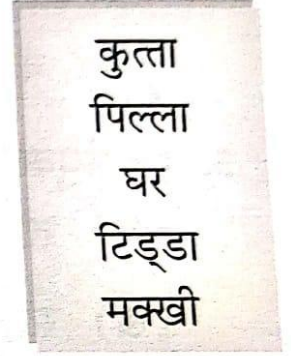
---



# Hindi Worksheet

## 1. खाली स्थान भरिए—

- (क) चींटियाँ अपने ..... से बाहर निकलीं।  
(ख) एक ..... आ रहा था।  
(ग) पिल्ले की दुम पर एक ..... बैठी थी।  
(घ) पिल्ले के पीछे एक ..... आ रहा था।  
(ङ) पत्ते पर ..... बैठा था।




## 2. मिलते-जुलते अर्थ वाले शब्दों का मिलान कीजिए—

- |            |       |
|------------|-------|
| (क) पेड़   | राह   |
| (ख) पहाड़  | पूँछ  |
| (ग) दुम    | गृह   |
| (घ) रास्ता | पर्वत |
| (ङ) घर     | वृक्ष |

## 3. इन मात्राओं वाले दो-दो शब्द लिखिए—


- (क) आ (।) की मात्रा - .....  
(ख) ए (ँ) की मात्रा - .....  
(ग) ई (ी) की मात्रा - .....


4. वाक्य पूरे कीजिए—

(क)  ..... भिनभिना रही है।


(ख)  ..... दूध पी गई।

(ग) यह एक  ..... है।

(घ)  ..... मीठा होता है।

(ङ)  ..... से घी टपका।

5. चित्रों का उनके नामों से मिलान कीजिए—



दर्पण


चिट्ठी

बक्सा

पुस्तक

साँप

**ART AND CRAFT WORKSHEET:**  
COLOUR THE BELOW IMAGE BEAUTIFULLY.





# COMPUTER WORKSHEET:

1. All the questions are compulsory.

Q1. Choose the correct option:

I. Tux Paint is a program designed to teach..... on a computer.

- a) drawing                      b) typing                      c) clicking

II. .... lets you Paint the canvas with different strokes and colors

- a) Fill tool                      b) Paint tool                      c) Eraser tool

III. The tool used to make free hand drawing is.....

- a) Eraser                      b) Line                      c) Pencil

IV. Paint is a program similar to .....

- a) Colors group                      b) Shapes group                      c) Tools group

Q2. Fill in the blanks.


- a) \_\_\_\_\_ tool is used to erase a part of drawing.  
b) The various tools in Tux Paint are present in the \_\_\_\_\_  
c) You can colour a drawing using the \_\_\_\_\_ tool.  
d) The \_\_\_\_\_ is present just below the title bar.

Q3. Write T for true F for false:

- a) Pencil tool is used to draw geometric shapes.                      (     )  
b) Clicking the Save button closes Tux Paint                      (     )  
c) Eraser tool is used to make freehand drawings                      (     )  
d) The New tool in Toolbox opens a new drawings                      (     )

Q4. Answer the following:

- a) Which company developed Paint?  
b) Write name of any two parts of Paint window?  
c) What is Tux Paint.?  
d) Name any three parts of Tux Paint Screen?

- 
1. Use various tools in Paint to make the following drawing-
  2. Solve the given below worksheet-

HAPPY HOLIDAYS ☐